

United States Department of Agriculture

United States Warehouse Act

License No. Amendment
3-6084 11

Effective Date
November 14, 2014

SHIDELER GRAIN CO., INC.
an Indiana corporation
at EATON, INDIANA

is hereby licensed in accordance with the United States Warehouse Act, the regulations,
and the Licensing Agreement for

GRAIN
warehouses thereunder to conduct the
SHIDELER GRAIN CO. ELEVATOR

located in

City	County/Parish	State
SHIDELER	DELAWARE	INDIANA

and composed of the attached Bin chart(s) and diagram(s) dated September 25, 2014.

Said warehouse operator is authorized to store not in excess of:

1,707,000 BUSHELs at any one time.

This license is subject to modification, suspension, or revocation by the
Secretary of Agriculture.



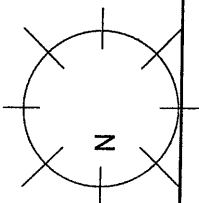
Done at Kansas City, Missouri this FOURTEENTH day of NOVEMBER, 2014

Witness my hand and the seal of the Department of Agriculture.

Handwritten signature of Tim Mehl in black ink.

Chief

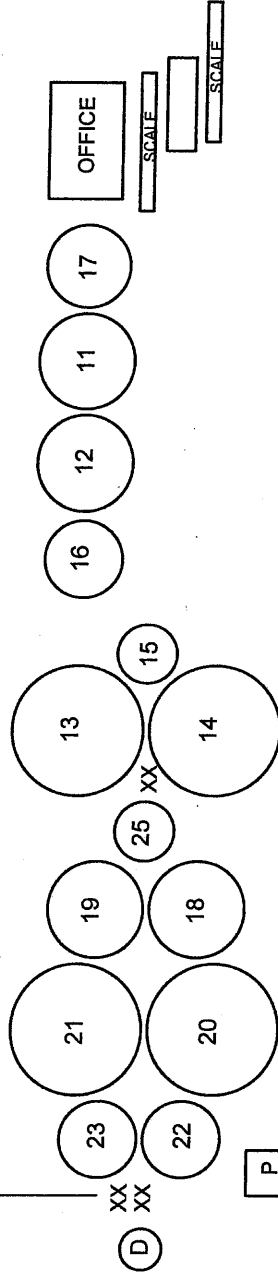
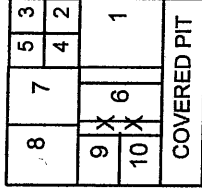
Warehouse License and Examination Division
Farm Service Agency



NORFOLK & SOUTHERN RAILROAD
SIDING

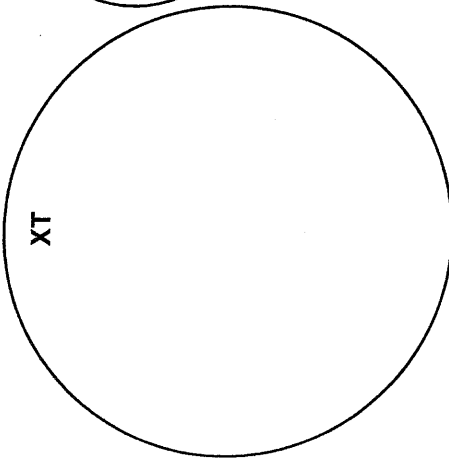


RAIL HOPPER
SCALE



SECTION A

173d at floor
180d top of 9.5 jackwall
End of Catwalk 58.1
Trap door on top of I-beam 57.1



UNION STREET

STATE HWY 3

2330 E. ASHCRAFT
EATON, IN 47338

EXAMINER

Marc Whetstone

DATE

9/25/2014

SECTION LOCATION

Shideler, IN

PAGE NUMBER

1 of 1

WA-310

U.S. DEPARTMENT OF AGRICULTURE

LICENSE /
CODE NO. :

Name : SHIDELER GRAIN CO. ELEVATOR

Farm Service Agency

BIN CHART

Location : SHIDELER IN

(Post conspicuously in main office)

3-6084

Section Number : A		Effective Depth	Air Space	Grain Depth	BU Per Foot	Test Wt. Per Bushel	Base Pack	Grain	Kind	Kind
Container Number	Capacity							PkFactor	Grade	Grade
001	3,648	37.8			96.5		6.0			
002	868	39.8			21.8		2.0			
003	868	39.8			21.8		2.0			
004	868	39.8			21.8		2.0			
005	868	39.8			21.8		2.0			
006	2,767	37.8			73.2		5.5			
007	3,856	37.8			102.0		6.0			
008	3,750	37.8			99.2		6.0			
009	1,234	38.8			31.8		2.5			
010	1,234	38.8			31.8		2.5			
011	35,183	40.0			818.2		10.0			
012	50,892	59.2			818.2		10.0			
013	88,294	57.7			1,454.6		10.0			
014	88,294	57.7			1,454.6		10.0			
015	2,518	27.7			90.9		5.0			
016	15,150	60.0			252.5		6.5			
017	38,638	68.0			568.2		9.0			
018	48,683	56.5			818.2		10.0			
019	48,683	56.5			818.2		10.0			
020	103,139	68.5			1,442.5		10.0			
021	100,254	66.6			1,442.5		10.0			
022	20,124	79.7			252.5		6.5			
023	20,124	79.7			252.5		6.5			
024	455,153	84.0			5,091.2		10.0			
025	1,309	14.4			90.9		5.0			

110,086	Add	9.6872 %	515	to even.	Section Code: 8-2753
1,247,000	Total Capacity of Section A				Location : SHIDELER, IN, DELAWARE

Section Number : XT		Effective Depth	Air Space	Grain Depth	BU Per Foot	Test Wt. Per Bushel	Base Pack	Grain	Kind	Kind
Container Number	Capacity							PkFactor	Grade	Grade
001A	9,470	0.5			18,939.4		10.0			
001B	19,071	1.0			19,070.9		10.0			
001C	19,225	1.0			19,224.8		10.0			
001D	19,379	1.0			19,379.3		10.0			
001E	19,557	1.0			19,556.7		10.0			
001F	19,713	1.0			19,712.6		10.0			
001G	19,892	1.0			19,891.5		10.0			

WA-310	U.S. DEPARTMENT OF AGRICULTURE Farm Service Agency	LICENSE / CODE NO. :
Name : SHIDELER GRAIN CO. ELEVATOR	BIN CHART	
Location : SHIDELER IN	(Post conspicuously in main office)	3-6084

001H	20,049	1.0			20,048.7		10.0		
001I	20,206	1.0			20,206.5		10.0		
001J	20,365	1.0			20,364.9		10.0		
001K	231,151	11.3			20,455.8		10.0		

	41,808	Add	10.0000 %	114	to even.	Section Code: 8-2753
460,000	Total Capacity of Section				XT	Location : SHIDELER, IN, DELAWARE

Total Capacity : 1,707,000

Section A: Zero Points: Bins 1-10 Top of floor over bin. Tanks 11-14 Lowside of manhole rim. Tank 15 top of sidewall. Tanks 16-17 Lowside of manhole rim. Tanks 18-25 top of sidewall.

XT: Zero Point: Top of 9.5' sidewall.

Date Prepared	Date Reused to Support Amendment	Signature of Examiner	I Certify that the Inventory was made	Date Inventoried	Signature of Examiner	Date Rechecked	Initials of Examiner
9/25/2014		MARC WHETSTONE No.: 398					